

488nm Fiber Coupled FP Laser Source

Single mode, up to 10mW, 2nm, Benchtop or Module



DATASHEET

[Return to the Webpage](#)



Features

- Turnkey Laser Source
- High Stability
- Advanced Feedback Control

Applications

- Medical Laser Treatment
- Biotechnology
- Others



Agiltron provides cost-effective fiber-coupled laser sources with a wide range emitting spectrum from 370nm to 2000nm and line width from 10kHz to broadband to select. Each benchtop laser source features a pigtailed laser and high-precision, low-noise auto-feedback drive electronics to ensure constant output power or a constant driving current, and an integrated temperature control unit maintains optimal operating conditions. Each unit features a front fiber output connector and a universal power supply compatible with 100 to 240 VAC. We offer two packages: benchtop for ease of use and compact module for system integration. The user interface benchtop includes an intuitive LCD display for independent control of output power and temperature via two front rotating knobs. The module has two front output power and temperature settings. All units have a built-in isolator option to prevent reflection-induced laser emissions instability. We produce fiber-coupled isolators from 370nm to 2000nm. An isolator is essential to obtain stable laser output.

Specifications

Parameter	Min	Typical	Max	Unit
Threshold Current		25	60	mA
Forward Current		110	130	mA
Forward Voltage		6.5	7.5	V
Optical Output Power		10		mW
Center Wavelength@25°C	478	488	498	nm
Spectral Linewidth (FWHM)			2	nm
Polarization Extinction Ratio (PM)	14	16	20	dB
Reverse Voltage			2.0	V
Recommend Operating Temperature		25		°C
Operating Case Temperature	-10		60	°C
Storage Temperature	-40		85	°C

Note: The specifications provided are for general applications with a cost-effective approach. If you need to narrow or expand the tolerance, coverage, limit, or qualifications, please [click this link](#):

Rev 01/15/25

488nm Fiber Coupled FP Laser Source

Single mode, up to 10mW, 2nm, Benchtop or Module



DATASHEET

Benchtop Laser Source Operation Manual



- Plug in power cable
- Turn on Power Switch
- Setting the Output Power by rotating the knob
- Setting the laser diode Temperature by rotating the knob
- Connect a fiber path cable with matching connector (FC/APC is the default)
- Push the Emission switch to turn on the laser
- Measure the output power to verify

Module Laser Source Operation Manual



- Plug in power cable
- Turn on Power Switch
- Setting the Output Power by rotating the screw
- Setting the laser diode Temperature by rotating the screw
- Connect a fiber path cable with matching connector (FC/APC is the default)
- Push the Emission switch to turn on the laser
- Measure the output power to verify

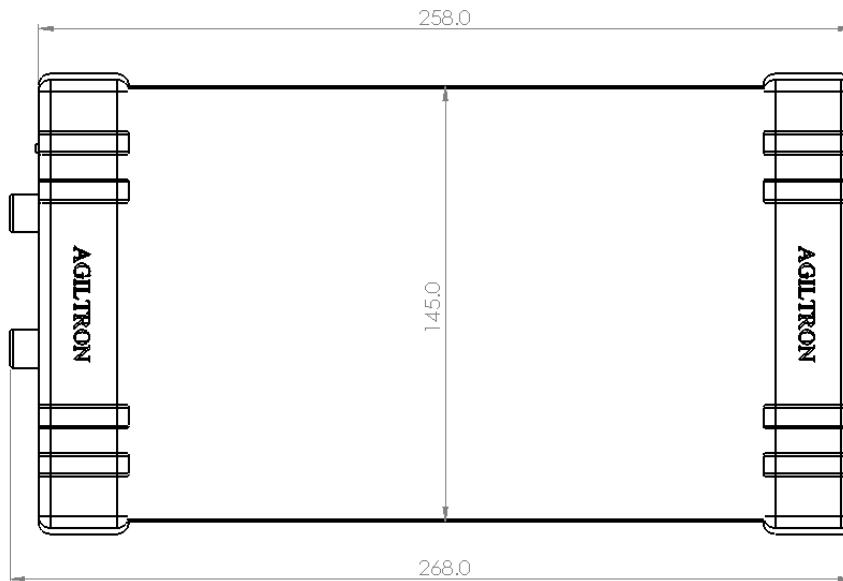
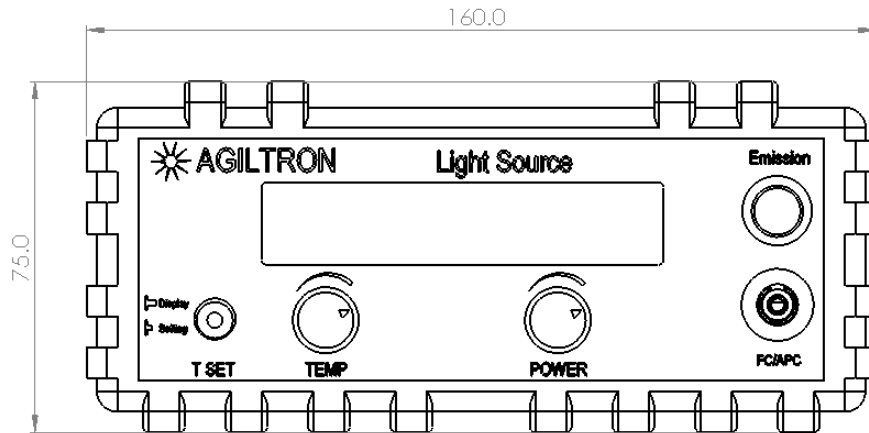
488nm Fiber Coupled FP Laser Source

Single mode, up to 10mW, 2nm, Benchtop or Module



DATASHEET

Mechanical Dimension (mm)



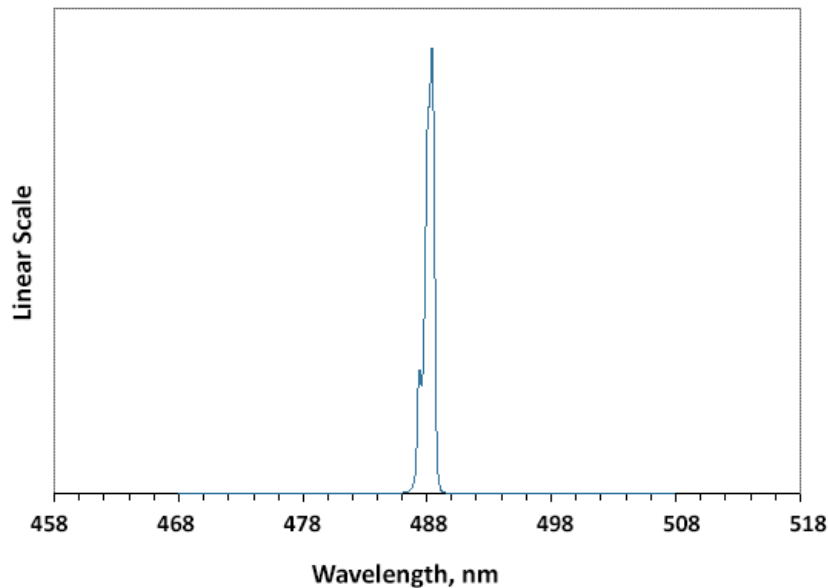
488nm Fiber Coupled FP Laser Source

Single mode, up to 10mW, 2nm, Benchtop or Module



DATASHEET

Typical Spectrum



Ordering Information

Prefix	Wavelength	Power	Linewidth	Package	Isolator	Control Mode	TEC Cooling	Fiber Type	Connector
<input type="checkbox"/>	<input type="checkbox"/>	<input type="checkbox"/>	<input type="checkbox"/>	<input type="checkbox"/>	<input type="checkbox"/>	<input type="checkbox"/>	<input type="checkbox"/>	<input type="checkbox"/>	<input type="checkbox"/>
FCLS-	488nm = 0488	10mW = A	2nm = 1	Benchtop = 1 Module = 2	None = 1 Yes = 2	Constant Current = 2 Constant Power = 1	No = 1 Yes = 2	SM400 = 4 SM450 = 3 PM400 = A PM460 = B Special = 0	FC/APC = 3 FC/PC = 2 Non = 1 SC/PC = 4 SC/APC = 5 LC/PC = 7 LC/UPC = U Special = 0

488nm Fiber Coupled FP Laser Source

Single mode, up to 10mW, 2nm, Benchtop or Module



DATASHEET

Laser Safety

This product meets the appropriate standard in Title 21 of the Code of Federal Regulations (CFR). FDA/CDRH Class 1M laser product. This device has been classified with the FDA/CDRH under accession number 0220191. All versions of this laser are Class 1M laser products, tested according to IEC 60825-1:2007 / EN 60825-1:2007. An additional warning for Class 1M laser products. For diverging beams, this warning shall state that viewing the laser output with certain optical instruments (for example eye loupes, magnifiers, and microscopes) within a distance of 100 mm may pose an eye hazard. For collimated beams, this warning shall state that viewing the laser output with certain instruments designed for use at a distance (for example telescopes and binoculars) may pose an eye hazard.

Wavelength = 1.3/1.5 μ m.

Maximum power = 30 mW.



- * Caution - Use of controls or adjustments or performance of procedures other than those specified herein may result in hazardous radiation exposure.
- * IEC is a registered trademark of the International Electrotechnical Commission.